



Detailed Market Overview

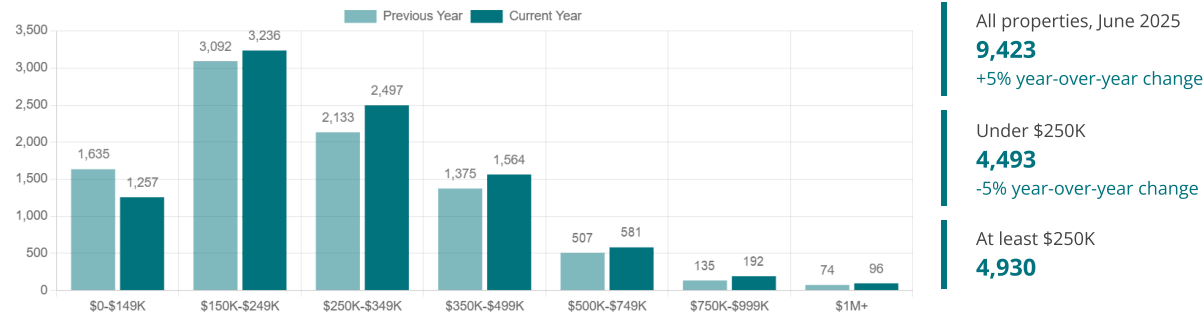
Indicators by price, construction status, and property type

Detailed Market Overview for Fort Wayne Region (8 counties) as of June 2025.

Supply

New Listings by Price

12-month rolling total



All properties, June 2025
9,423
 +5% year-over-year change

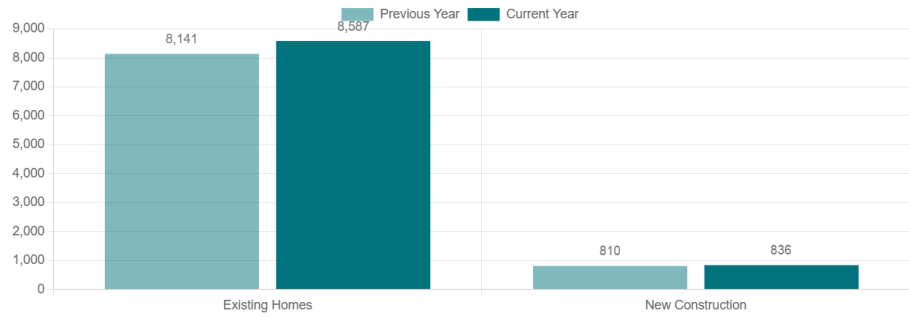
Under \$250K
4,493
 -5% year-over-year change

At least \$250K
4,930

Last update: July 7, 2025, 4:11 a.m. **Source:** IAR MLS Data Warehouse **Data notes:** None Fort Wayne Region (8 counties) includes Adams County, Allen County, DeKalb County, Huntington County, Jay County, Noble County, Wells County, Whitley County.

New Listings by Construction

12-month rolling total



All properties, June 2025
9,423
 +5% year-over-year change

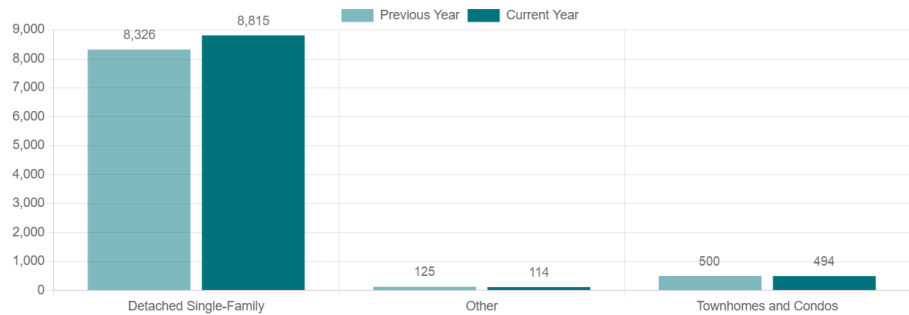
Existing homes
8,587
 +5% year-over-year change

New construction
836

Last update: July 7, 2025, 4:11 a.m. Source: IAR MLS Data Warehouse Data notes: None Fort Wayne Region (8 counties) includes Adams County, Allen County, DeKalb County, Huntington County, Jay County, Noble County, Wells County, Whitley County.

New Listings by Property Type

12-month rolling total



All properties, June 2025
9,423
 +5% year-over-year change

Single-family detached
8,815
 +6% year-over-year change

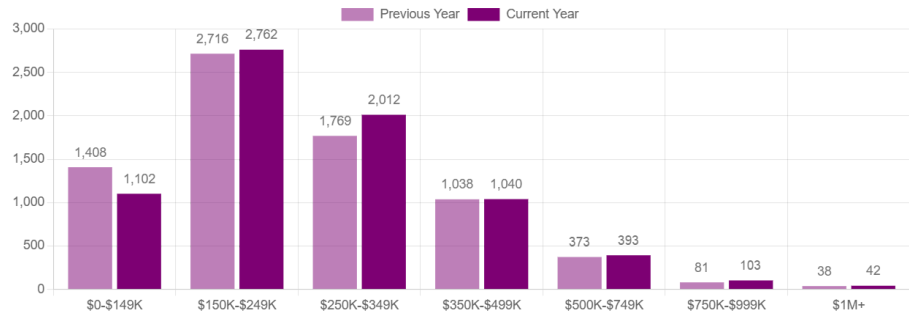
Townhomes and condos
494

Last update: July 7, 2025, 4:11 a.m. Source: IAR MLS Data Warehouse Data notes: None Fort Wayne Region (8 counties) includes Adams County, Allen County, DeKalb County, Huntington County, Jay County, Noble County, Wells County, Whitley County.

Sales

Closed Sales by Price

12-month rolling total



Last update: July 7, 2025, 4:11 a.m. **Source:** IAR MLS Data Warehouse **Data notes:** None Fort Wayne Region (8 counties) includes Adams County, Allen County, DeKalb County, Huntington County, Jay County, Noble County, Wells County, Whitley County.

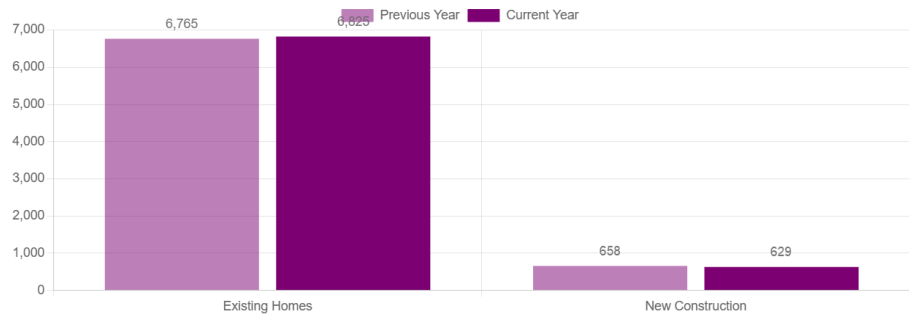
All properties, June 2025
7,454
 +0% year-over-year change

Under \$250K
3,864
 -6% year-over-year change

At least \$250K
3,590

Closed Sales by Construction

12-month rolling total



Last update: July 7, 2025, 4:11 a.m. **Source:** IAR MLS Data Warehouse **Data notes:** None Fort Wayne Region (8 counties) includes Adams County, Allen County, DeKalb County, Huntington County, Jay County, Noble County, Wells County, Whitley County.

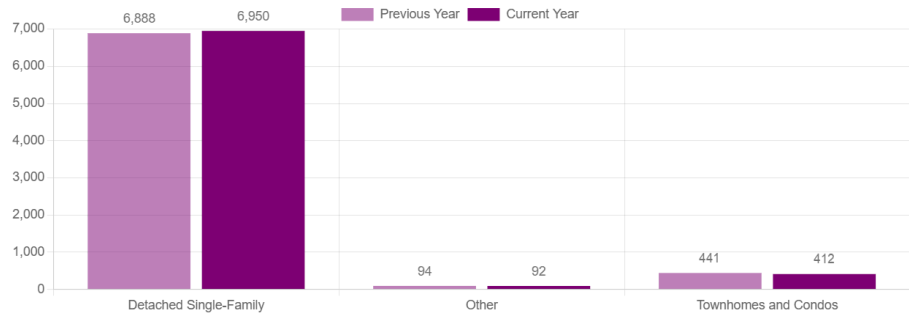
All properties, June 2025
7,454
 +0% year-over-year change

Existing homes
6,825
 +1% year-over-year change

New construction
629

Closed Sales by Property Type

12-month rolling total



Last update: July 7, 2025, 4:11 a.m. **Source:** IAR MLS Data Warehouse **Data notes:** None Fort Wayne Region (8 counties) includes Adams County, Allen County, DeKalb County, Huntington County, Jay County, Noble County, Wells County, Whitley County.

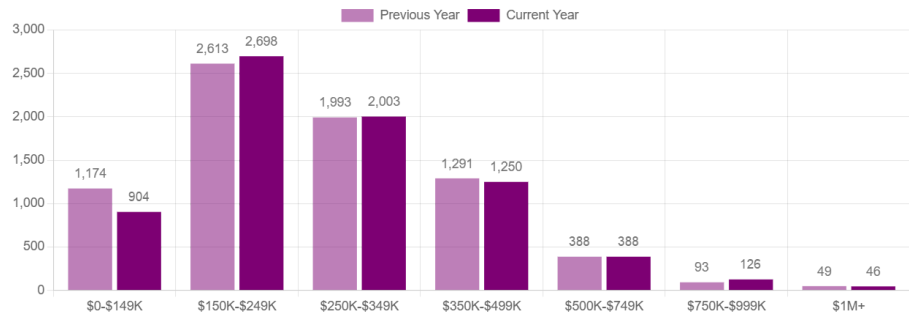
All properties, June 2025
7,454
 +0% year-over-year change

Single-family detached
6,950
 +1% year-over-year change

Townhomes and condos
412

Pending Sales by Price

12-month rolling total



Last update: July 7, 2025, 4:11 a.m. **Source:** IAR MLS Data Warehouse **Data notes:** None Fort Wayne Region (8 counties) includes Adams County, Allen County, DeKalb County, Huntington County, Jay County, Noble County, Wells County, Whitley County.

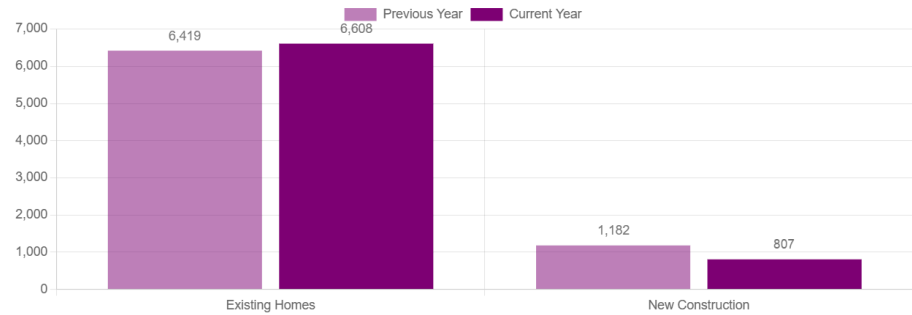
All properties, June 2025
7,415
 -2% year-over-year change

Under \$250K
3,602
 -5% year-over-year change

At least \$250K
3,813

Pending Sales by Construction

12-month rolling total



All properties, June 2025
7,415
 -2% year-over-year change

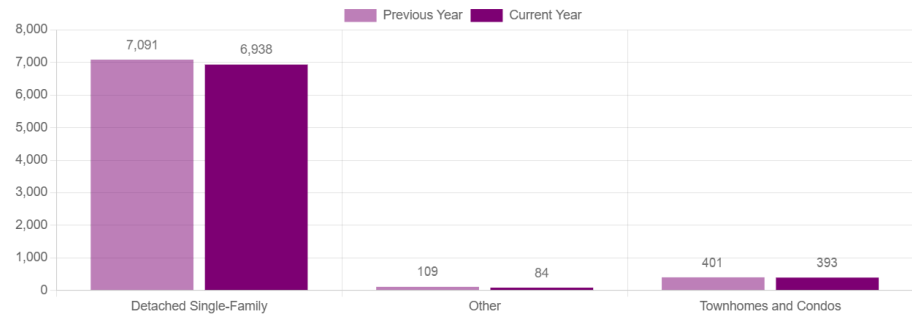
Existing homes
6,608
 +3% year-over-year change

New construction
807

Last update: July 7, 2025, 4:11 a.m. **Source:** IAR MLS Data Warehouse **Data notes:** None Fort Wayne Region (8 counties) includes Adams County, Allen County, DeKalb County, Huntington County, Jay County, Noble County, Wells County, Whitley County.

Pending Sales by Property Type

12-month rolling total



All properties, June 2025
7,415
 -2% year-over-year change

Single-family detached
6,938
 -2% year-over-year change

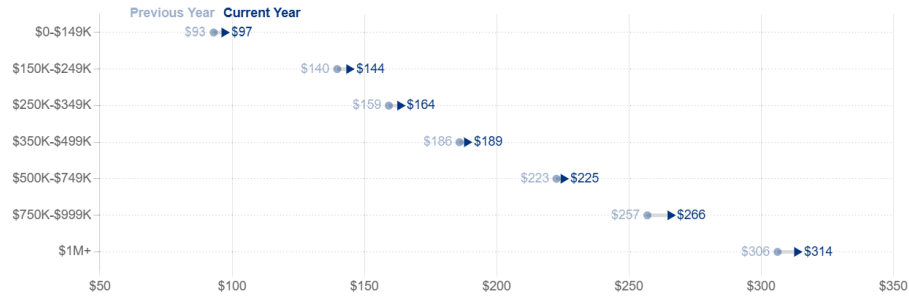
Townhomes and condos
393

Last update: July 7, 2025, 4:11 a.m. **Source:** IAR MLS Data Warehouse **Data notes:** None Fort Wayne Region (8 counties) includes Adams County, Allen County, DeKalb County, Huntington County, Jay County, Noble County, Wells County, Whitley County.

Price

Price per Square Foot by Price

12-month rolling median



Last update: July 7, 2025, 4:11 a.m. Source: IAR MLS Data Warehouse Data notes: None Fort Wayne Region (8 counties) includes Adams County, Allen County, DeKalb County, Huntington County, Jay County, Noble County, Wells County, Whitley County.

- All properties, June 2025
\$155
+4% year-over-year change
- Under \$250K
\$134
+5% year-over-year change
- At least \$250K
\$177

Price per Square Foot by Construction

12-month rolling median

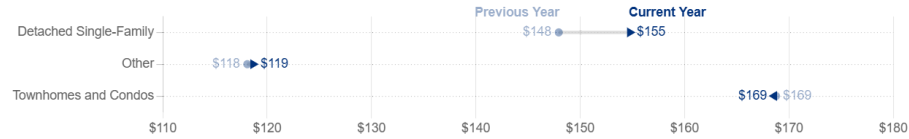


Last update: July 7, 2025, 4:11 a.m. Source: IAR MLS Data Warehouse Data notes: None Fort Wayne Region (8 counties) includes Adams County, Allen County, DeKalb County, Huntington County, Jay County, Noble County, Wells County, Whitley County.

- All properties, June 2025
\$155
+4% year-over-year change
- Existing homes
\$152
+5% year-over-year change
- New construction
\$190

Price per Square Foot by Property Type

12-month rolling median



Last update: July 7, 2025, 4:11 a.m. **Source:** IAR MLS Data Warehouse **Data notes:** None Fort Wayne Region (8 counties) includes Adams County, Allen County, DeKalb County, Huntington County, Jay County, Noble County, Wells County, Whitley County.

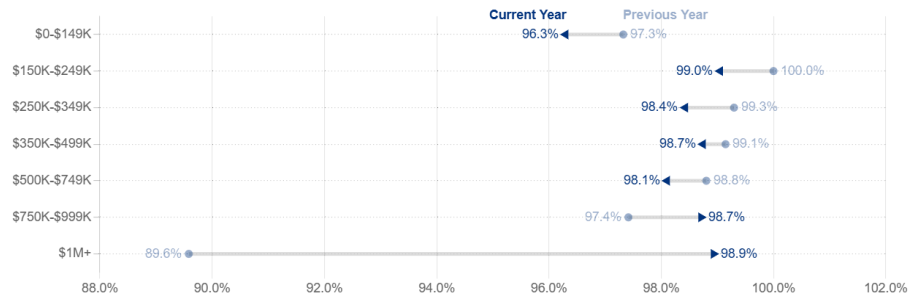
All properties, June 2025
\$155
 +4% year-over-year change

Single-family detached
\$155
 +5% year-over-year change

Townhomes and condos
\$169

Percent of Asking Price by Price

12-month rolling median



Last update: July 7, 2025, 4:11 a.m. **Source:** IAR MLS Data Warehouse **Data notes:** None Fort Wayne Region (8 counties) includes Adams County, Allen County, DeKalb County, Huntington County, Jay County, Noble County, Wells County, Whitley County.

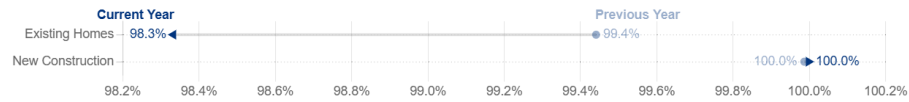
All properties, June 2025
98%
 -1% year-over-year change

Under \$250K
98%
 -2% year-over-year change

At least \$250K
99%

Percent of Asking Price by Construction

12-month rolling median



Last update: July 7, 2025, 4:11 a.m. Source: IAR MLS Data Warehouse Data notes: None Fort Wayne Region (8 counties) includes Adams County, Allen County, DeKalb County, Huntington County, Jay County, Noble County, Wells County, Whitley County.

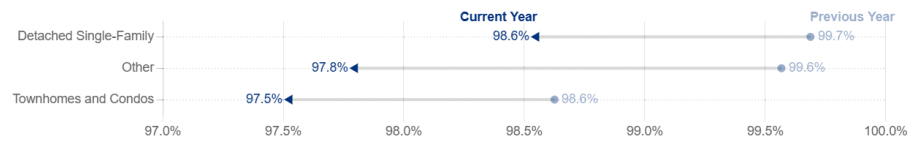
All properties, June 2025
98%
-1% year-over-year change

Existing homes
98%
-1% year-over-year change

New construction
100%

Percent of Asking Price by Property Type

12-month rolling median



Last update: July 7, 2025, 4:11 a.m. Source: IAR MLS Data Warehouse Data notes: None Fort Wayne Region (8 counties) includes Adams County, Allen County, DeKalb County, Huntington County, Jay County, Noble County, Wells County, Whitley County.

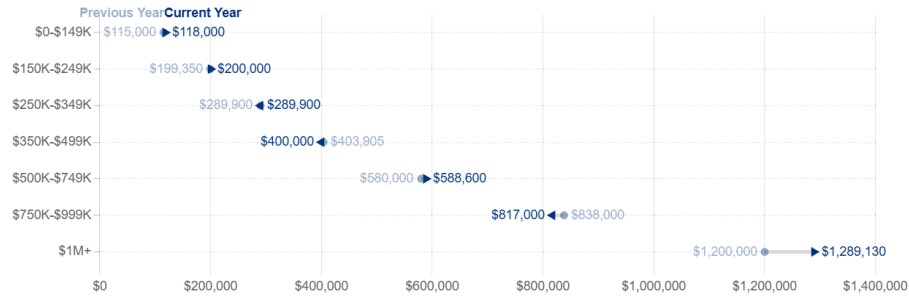
All properties, June 2025
98%
-1% year-over-year change

Single-family detached
99%
-1% year-over-year change

Townhomes and condos
98%

Median Price by Price

12-month rolling median



Last update: July 7, 2025, 4:11 a.m. Source: IAR MLS Data Warehouse Data notes: None Fort Wayne Region (8 counties) includes Adams County, Allen County, DeKalb County, Huntington County, Jay County, Noble County, Wells County, Whitley County.

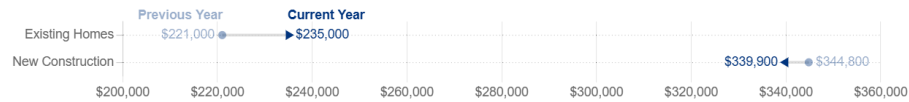
All properties, June 2025
\$245,000
+5% year-over-year change

Under \$250K
\$180,000
+4% year-over-year change

At least \$250K
\$333,950

Median Price by Construction

12-month rolling median



Last update: July 7, 2025, 4:11 a.m. Source: IAR MLS Data Warehouse Data notes: None Fort Wayne Region (8 counties) includes Adams County, Allen County, DeKalb County, Huntington County, Jay County, Noble County, Wells County, Whitley County.

All properties, June 2025
\$245,000
+5% year-over-year change

Existing homes
\$235,000
+6% year-over-year change

New construction
\$339,900