



Detailed Market Overview

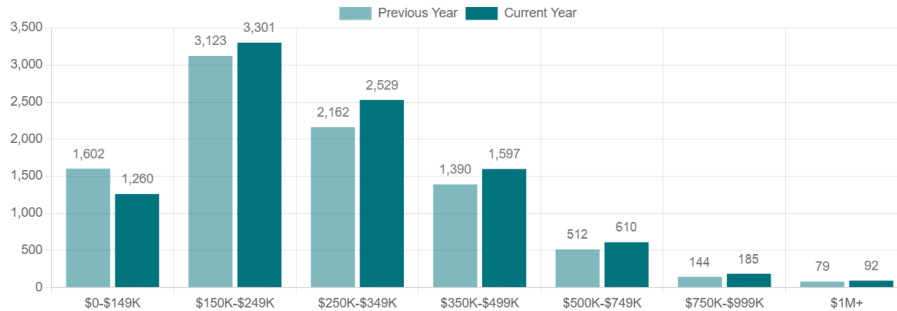
Indicators by price, construction status, and property type

Detailed Market Overview for Fort Wayne Region (8 counties) as of July 2025.

Supply

New Listings by Price

12-month rolling total



All properties, August 2025

9,506
+5%

Under \$250K

4,546
-2%

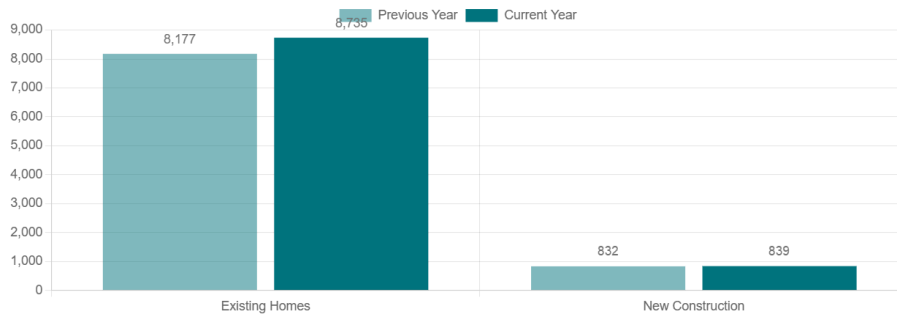
At Least \$250K

4,972

Last update: Aug. 7, 2025, midnight **Source:** IAR MLS Data Warehouse **Data notes:** None Fort Wayne Region (8 counties) includes Adams County, Allen County, DeKalb County, Huntington County, Jay County, Noble County, Wells County, Whitley County.

New Listings by Construction

12-month rolling total



All properties, August 2025

9,506
+5%

New Construction

842
+1%

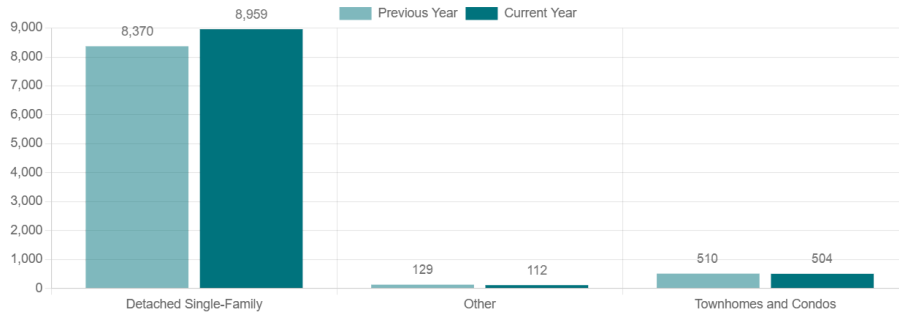
Existing Homes

8,666

Last update: Aug. 7, 2025, midnight **Source:** IAR MLS Data Warehouse **Data notes:** None Fort Wayne Region (8 counties) includes Adams County, Allen County, DeKalb County, Huntington County, Jay County, Noble County, Wells County, Whitley County.

New Listings by Property Type

12-month rolling total



All properties, August 2025

9,506

+5%

Detached Single-Family

8,907

+6%

Townhomes and Condos

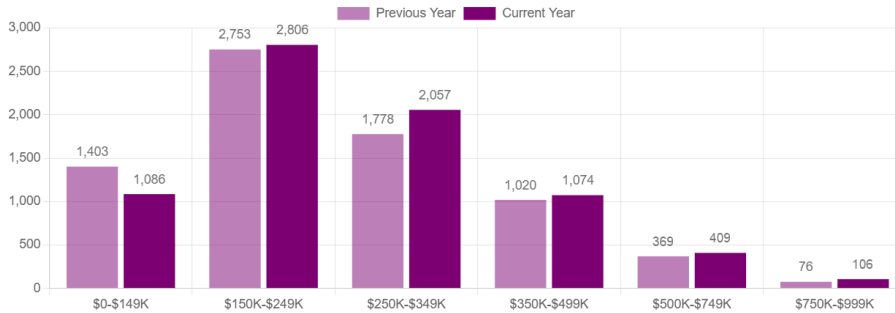
499

Last update: Aug. 7, 2025, midnight **Source:** IAR MLS Data Warehouse **Data notes:** None Fort Wayne Region (8 counties) includes Adams County, Allen County, DeKalb County, Huntington County, Jay County, Noble County, Wells County, Whitley County.

Sales

Closed Sales by Price

12-month rolling total



All properties, August 2025

7,537
+1%

Under \$250K

3,872
-7%

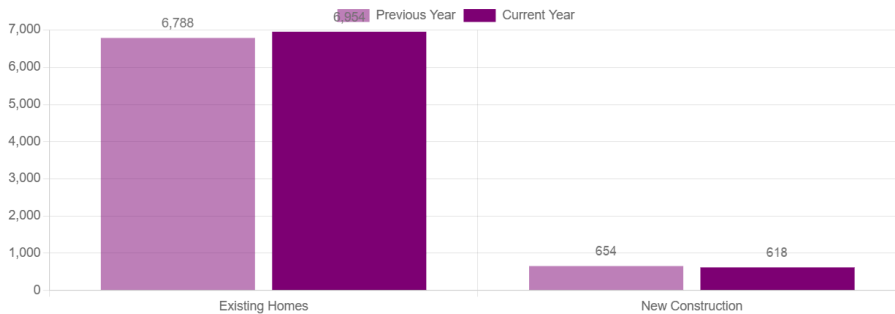
At Least \$250K

3,665

Last update: Aug. 7, 2025, midnight Source: IAR MLS Data Warehouse Data notes: None Fort Wayne Region (8 counties) includes Adams County, Allen County, DeKalb County, Huntington County, Jay County, Noble County, Wells County, Whitley County.

Closed Sales by Construction

12-month rolling total



All properties, August 2025

7,537
+1%

New Construction

611
-6%

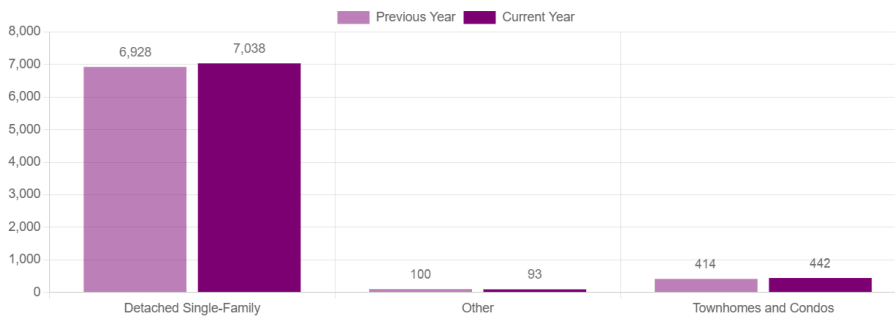
Existing Homes

6,926

Last update: Aug. 7, 2025, midnight Source: IAR MLS Data Warehouse Data notes: None Fort Wayne Region (8 counties) includes Adams County, Allen County, DeKalb County, Huntington County, Jay County, Noble County, Wells County, Whitley County.

Closed Sales by Property Type

12-month rolling total



All properties, August 2025

7,537
+1%

Detached Single-Family

7,016
+1%

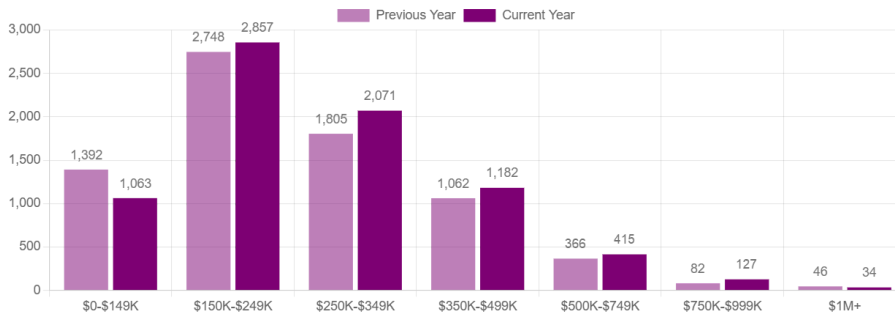
Townhomes and Condos

433

Last update: Aug. 7, 2025, midnight Source: IAR MLS Data Warehouse Data notes: None Fort Wayne Region (8 counties) includes Adams County, Allen County, DeKalb County, Huntington County, Jay County, Noble County, Wells County, Whitley County.

Pending Sales by Price

12-month rolling total



Last update: Aug. 7, 2025, midnight Source: IAR MLS Data Warehouse Data notes: None Fort Wayne Region (8 counties) includes Adams County, Allen County, DeKalb County, Huntington County, Jay County, Noble County, Wells County, Whitley County.

All properties, August 2025

7,742

+4%

Under \$250K

3,910

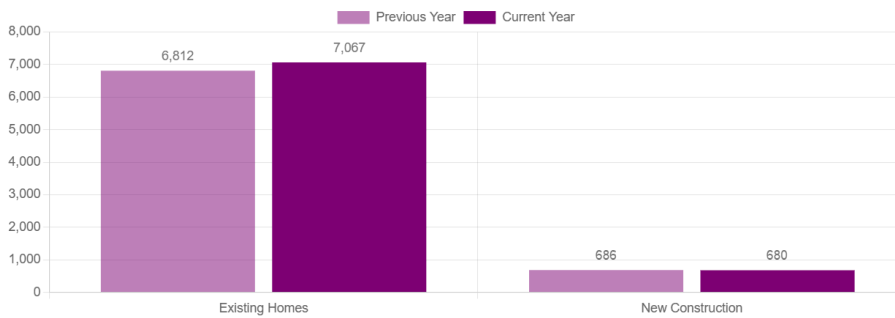
-4%

At Least \$250K

3,839

Pending Sales by Construction

12-month rolling total



Last update: Aug. 7, 2025, midnight Source: IAR MLS Data Warehouse Data notes: None Fort Wayne Region (8 counties) includes Adams County, Allen County, DeKalb County, Huntington County, Jay County, Noble County, Wells County, Whitley County.

All properties, August 2025

7,742

+4%

New Construction

691

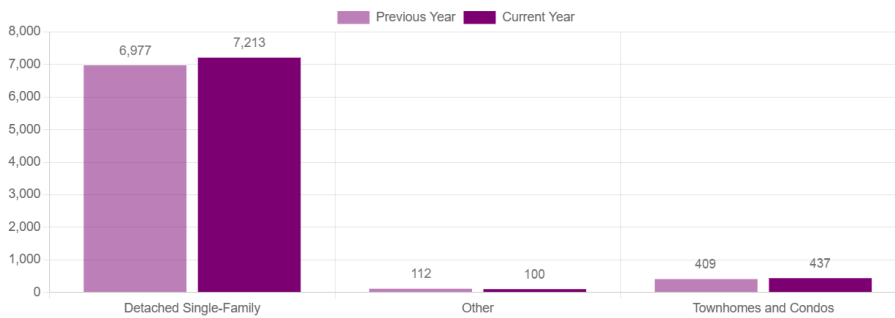
-0%

Existing Homes

7,054

Pending Sales by Property Type

12-month rolling total



Last update: Aug. 7, 2025, midnight Source: IAR MLS Data Warehouse Data notes: None Fort Wayne Region (8 counties) includes Adams County, Allen County, DeKalb County, Huntington County, Jay County, Noble County, Wells County, Whitley County.

All properties, August 2025

7,742

+4%

Detached Single-Family

7,233

+4%

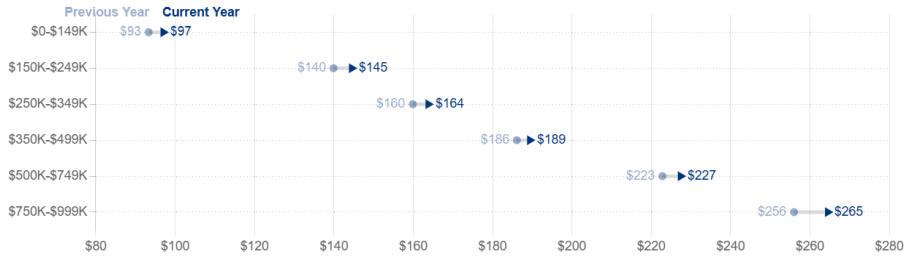
Townhomes and Condos

436

Price

Price per Square Foot by Price

12-month rolling median



Last update: Aug. 7, 2025, midnight Source: IAR MLS Data Warehouse Data notes: None Fort Wayne Region (8 counties) includes Adams County, Allen County, DeKalb County, Huntington County, Jay County, Noble County, Wells County, Whitley County.

All properties, August 2025

156
+4%

Under \$250K

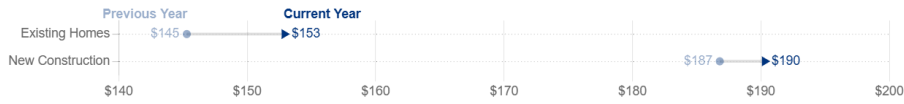
134
+4%

At Least \$250K

178

Price per Square Foot by Construction

12-month rolling median



Last update: Aug. 7, 2025, midnight Source: IAR MLS Data Warehouse Data notes: None Fort Wayne Region (8 counties) includes Adams County, Allen County, DeKalb County, Huntington County, Jay County, Noble County, Wells County, Whitley County.

All properties, August 2025

156
+4%

New Construction

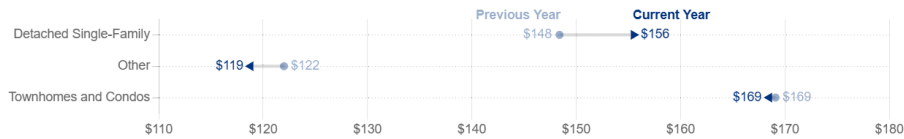
191
+1%

Existing Homes

153

Price per Square Foot by Property Type

12-month rolling median



Last update: Aug. 7, 2025, midnight Source: IAR MLS Data Warehouse Data notes: None Fort Wayne Region (8 counties) includes Adams County, Allen County, DeKalb County, Huntington County, Jay County, Noble County, Wells County, Whitley County.

All properties, August 2025

156
+4%

Detached Single-Family

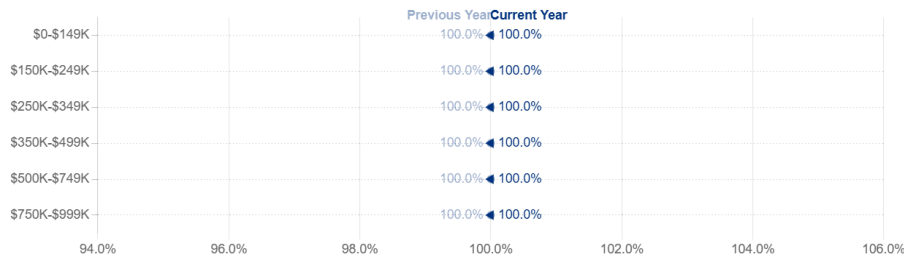
156
+5%

Townhomes and Condos

168

Percent of Asking Price by Price

12-month rolling median



Last update: Aug. 7, 2025, midnight **Source:** IAR MLS Data Warehouse **Data notes:** None Fort Wayne Region (8 counties) includes Adams County, Allen County, DeKalb County, Huntington County, Jay County, Noble County, Wells County, Whitley County.

All properties, August 2025

98%

-1%

Under \$250K

98%

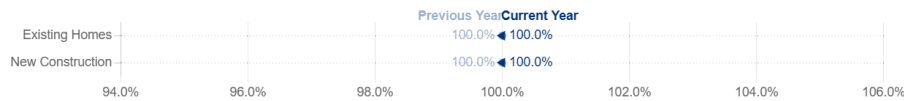
-2%

At Least \$250K

98%

Percent of Asking Price by Construction

12-month rolling median



Last update: Aug. 7, 2025, midnight **Source:** IAR MLS Data Warehouse **Data notes:** None Fort Wayne Region (8 counties) includes Adams County, Allen County, DeKalb County, Huntington County, Jay County, Noble County, Wells County, Whitley County.

All properties, August 2025

98%

-1%

New Construction

100%

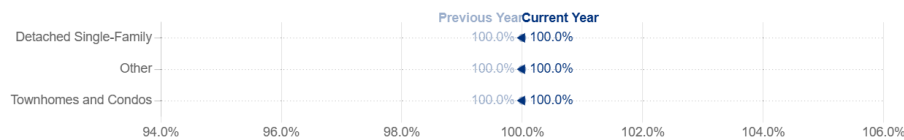
-0%

Existing Homes

98%

Percent of Asking Price by Property Type

12-month rolling median



Last update: Aug. 7, 2025, midnight **Source:** IAR MLS Data Warehouse **Data notes:** None Fort Wayne Region (8 counties) includes Adams County, Allen County, DeKalb County, Huntington County, Jay County, Noble County, Wells County, Whitley County.

All properties, August 2025

98%

-1%

Detached Single-Family

98%

-1%

Townhomes and Condos

98%

Median Price by Price

12-month rolling median



Last update: Aug. 7, 2025, midnight **Source:** IAR MLS Data Warehouse **Data notes:** None Fort Wayne Region (8 counties) includes Adams County, Allen County, DeKalb County, Huntington County, Jay County, Noble County, Wells County, Whitley County.

All properties, August 2025

245,800

+5%

Under \$250K

180,000

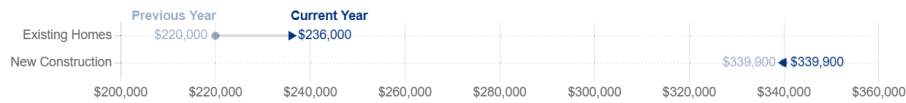
+3%

At Least \$250K

334,900

Median Price by Construction

12-month rolling median



Last update: Aug. 7, 2025, midnight **Source:** IAR MLS Data Warehouse **Data notes:** None Fort Wayne Region (8 counties) includes Adams County, Allen County, DeKalb County, Huntington County, Jay County, Noble County, Wells County, Whitley County.

All properties, August 2025

245,800

+5%

New Construction

339,900

+0%

Existing Homes

236,500