

Monthly Market Report



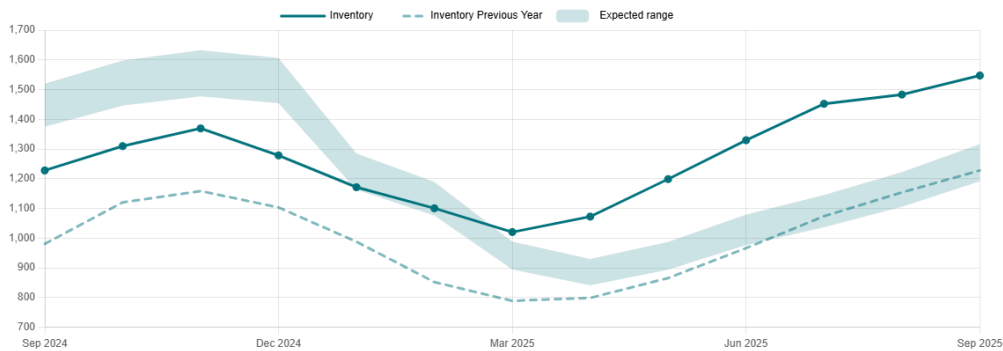
The Fort Wayne real estate market is seeing more homes available, with a 26% increase in inventory compared to last year. In September 2025, there were 1,547 homes listed for sale.

Monthly Market Report • Fort Wayne Region (8 counties) • September 2025

Supply

Inventory

Average daily inventory



September 2025
1,547
Expected range of 1,191-1,317

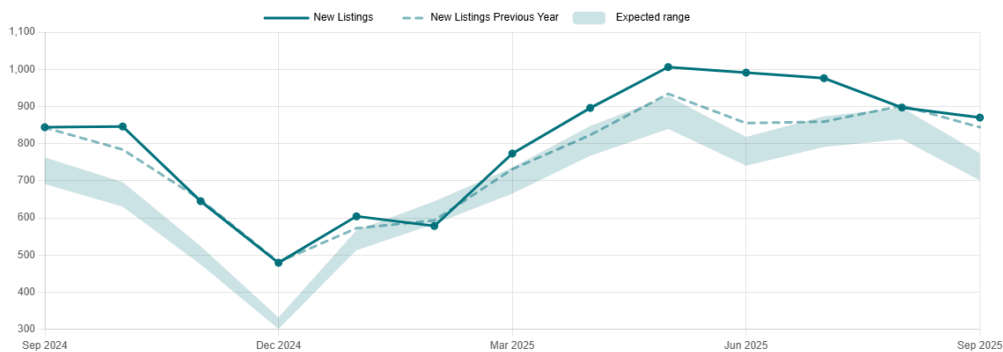
Month-over-month
+4%
Typical change is about +8%

Year-over-year
+26%

► [View source and notes...](#)

New Listings

Monthly total by listing date



September 2025
870
Expected range of 701-774

Month-over-month
-3%
Typical change is about -14%

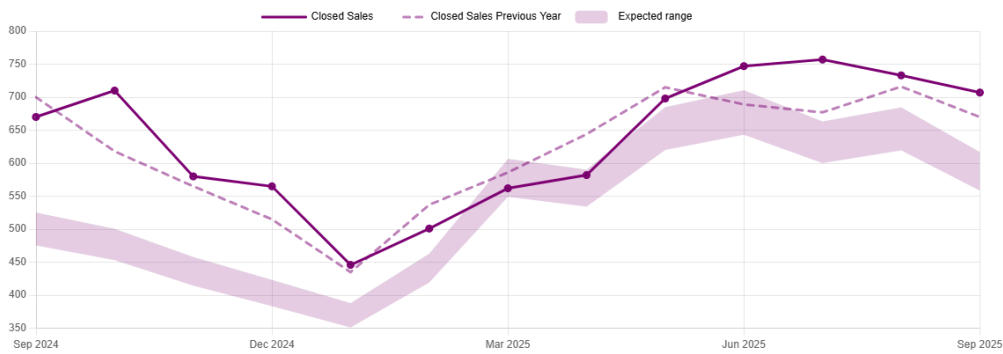
Year-over-year
+3%

► [View source and notes...](#)

Sales

Closed Sales

Monthly total of closed sales



September 2025
707
Expected range of 558-617

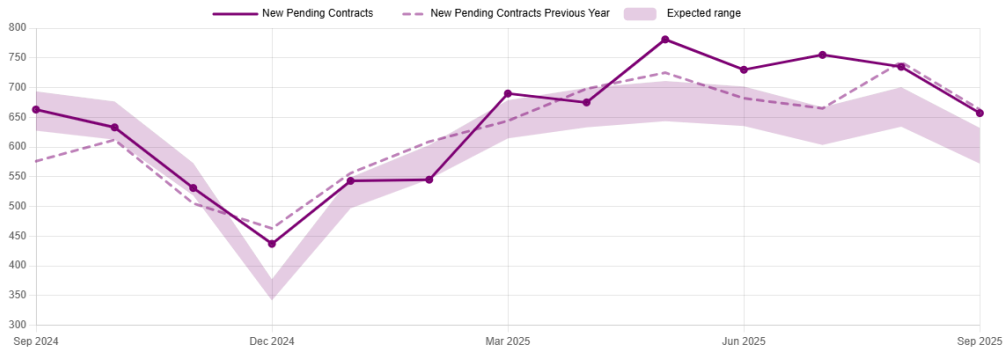
Month-over-month
-4%
Typical change is about -10%

Year-over-year
+6%

► [View source and notes...](#)

New Pending Contracts

Monthly total by pending date



September 2025
657
Expected range of 572-632

Month-over-month
-11%
Typical change is about -10%

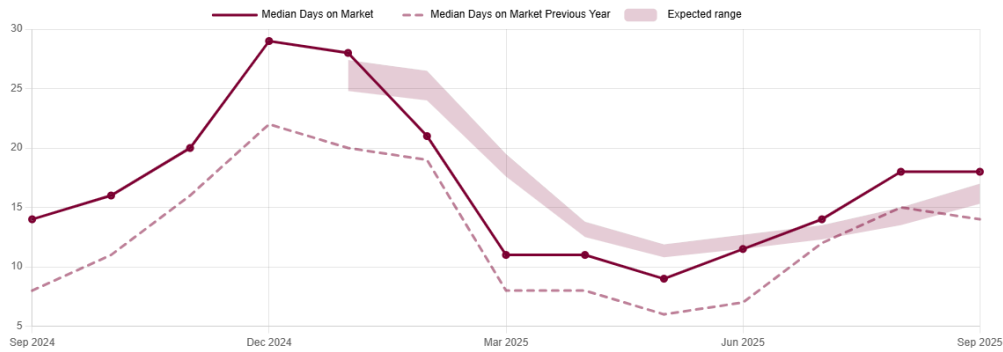
Year-over-year
-1%

► [View source and notes...](#)

Market Momentum

Median Days on Market

Days from listing to pending



September 2025
18
Expected range of 15-17

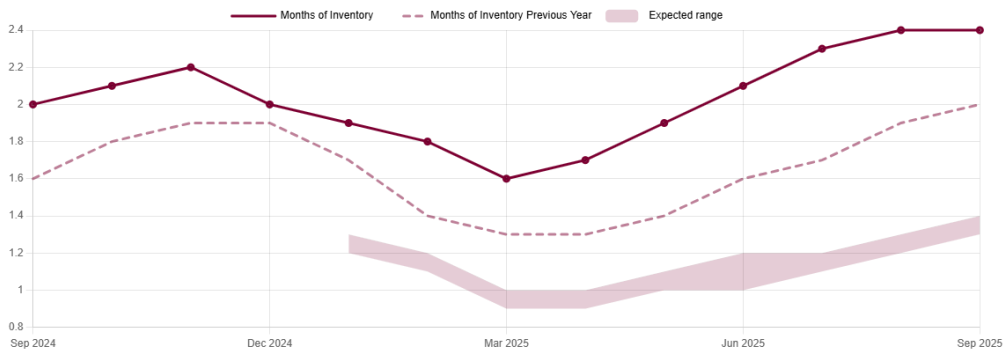
Month-over-month
+0%
Typical change is about +13%

Year-over-year
+29%

► [View source and notes...](#)

Months of Inventory

Current supply versus 12-month sales average



September 2025
2.4
Expected range of 1.3-1.4

Month-over-month
+4%
Typical change is about +8%

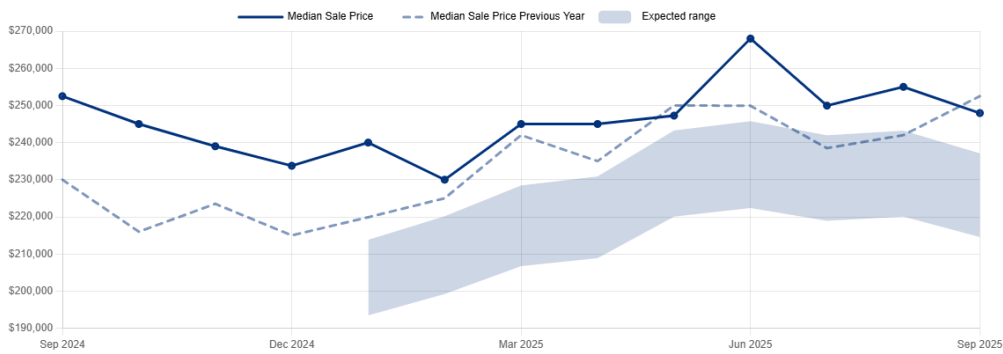
Year-over-year
+22%

► [View source and notes...](#)

Price

Median Sale Price

Median monthly sale price



September 2025

247,950

Expected range of 214,555-237,139

Month-over-month

-3%

Typical change is about -2%

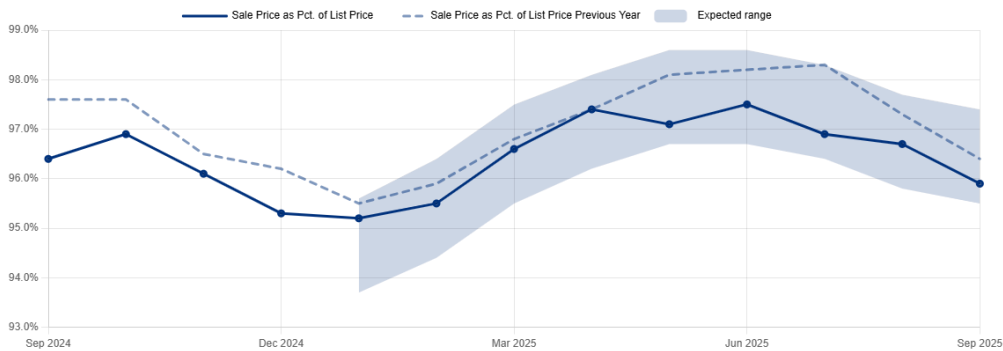
Year-over-year

-2%

► [View source and notes...](#)

Sale Price as Pct. of List Price

Monthly average



September 2025

95.9%

Expected range of 95.5%-97.4%

Month-over-month

-1%

Typical change is about -0%

Year-over-year

-1%

► [View source and notes...](#)