



Monthly Market Report

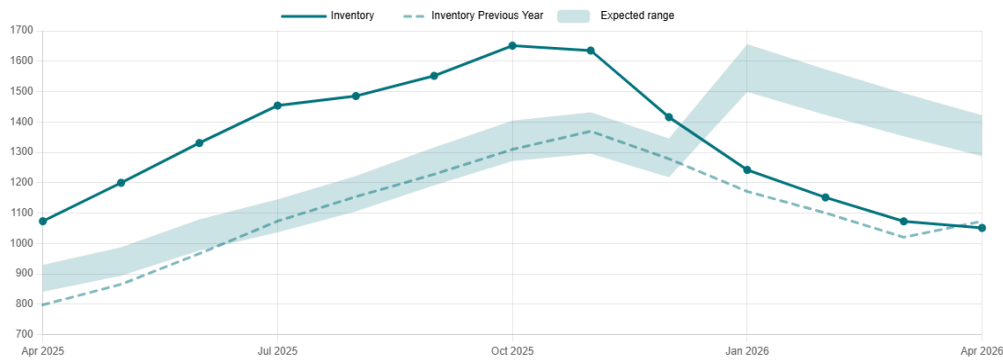
Closed sales in the Fort Wayne Region are rising significantly, with a month-over-month increase of 12%. The median sale price also saw an uptick of 6%, reaching \$267,250 in April 2026.

Monthly Market Report • Fort Wayne Region (8 counties) • April 2026

Supply

Inventory

Average daily inventory



April 2026

1,051

Expected range of 1,287–1,423

Month-over-month

-2%

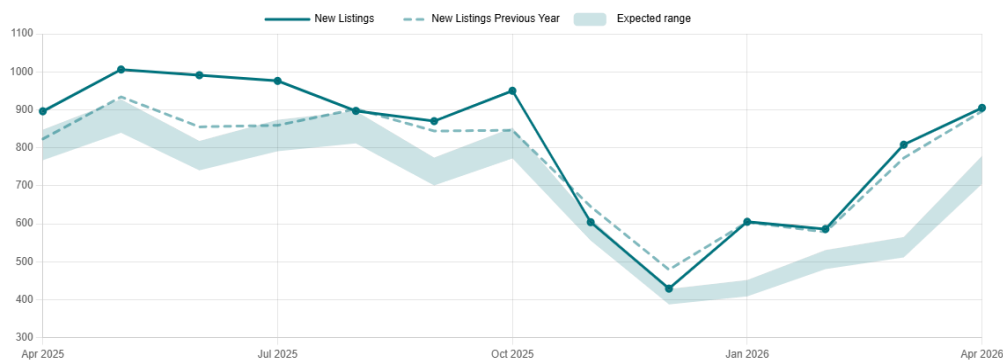
Typical change is about -5%

Year-over-year

-2%

New Listings

Monthly total by listing date



April 2026

905

Expected range of 705–779

Month-over-month

+12%

Typical change is about +38%

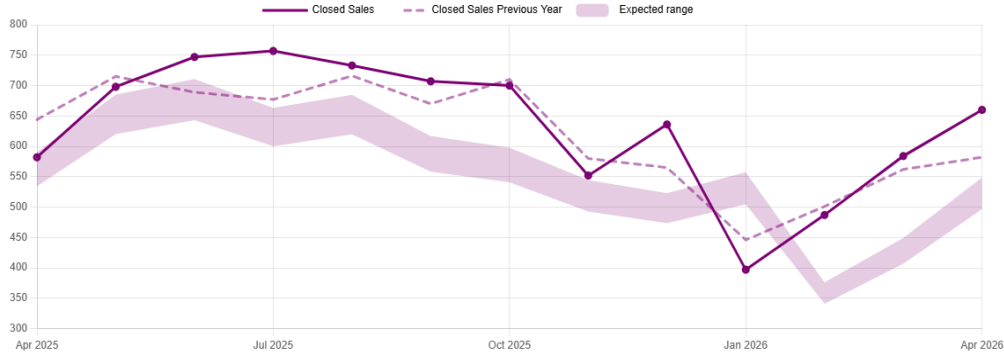
Year-over-year

+1%

Sales

Closed Sales

Monthly total of closed sales



April 2026

660

Expected range of 497-549

Month-over-month

+13%

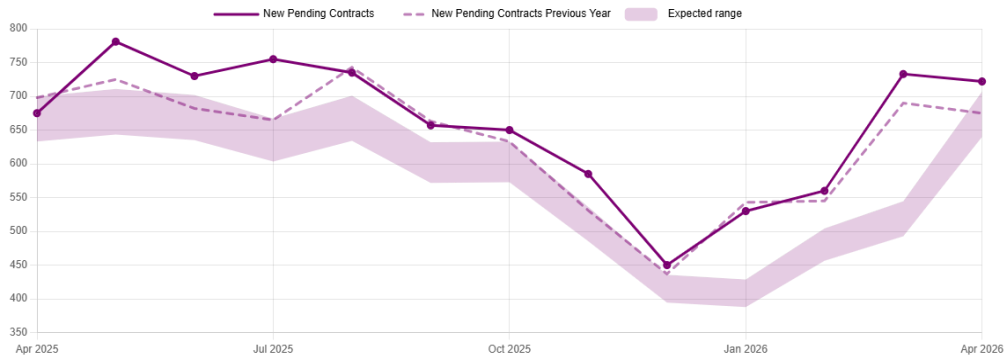
Typical change is about +22%

Year-over-year

+13%

New Pending Contracts

Monthly total by pending date



April 2026

722

Expected range of 640-707

Month-over-month

-2%

Typical change is about +30%

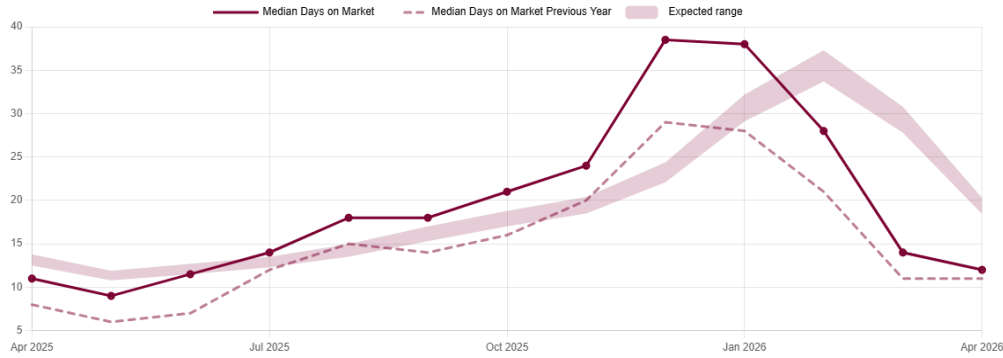
Year-over-year

+7%

Market Momentum

Median Days on Market

Days from listing to pending



April 2026

12

Expected range of 18-20

Month-over-month

-14%

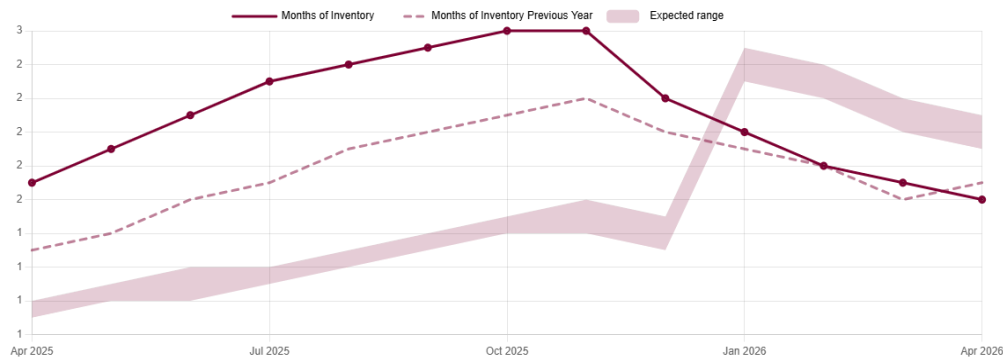
Typical change is about -34%

Year-over-year

+9%

Months of Inventory

Current supply versus 12-month sales average



April 2026

1.6

Expected range of 1.9-2.1

Month-over-month

-3%

Typical change is about -7%

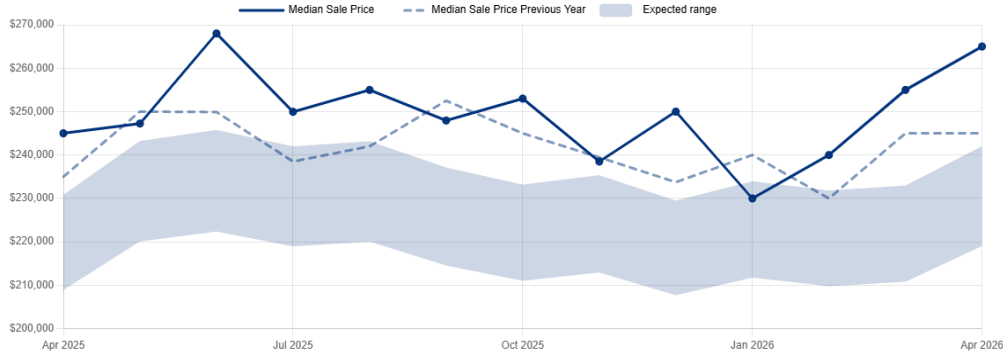
Year-over-year

-5%

Price

Median Sale Price

Median monthly sale price



April 2026
265,000

Expected range of 219,021–242,076

Month-over-month

+4%

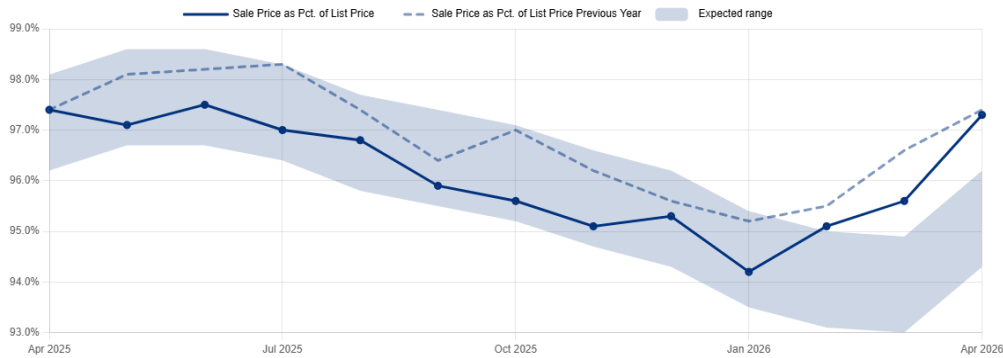
Typical change is about +4%

Year-over-year

+8%

Sale Price as Pct. of List Price

Monthly average



April 2026
97.3%

Expected range of 94.3%–96.2%

Month-over-month

+2%

Typical change is about +1%

Year-over-year

-0%